

Table of Contents

Windows User 1
Google Chrome 2

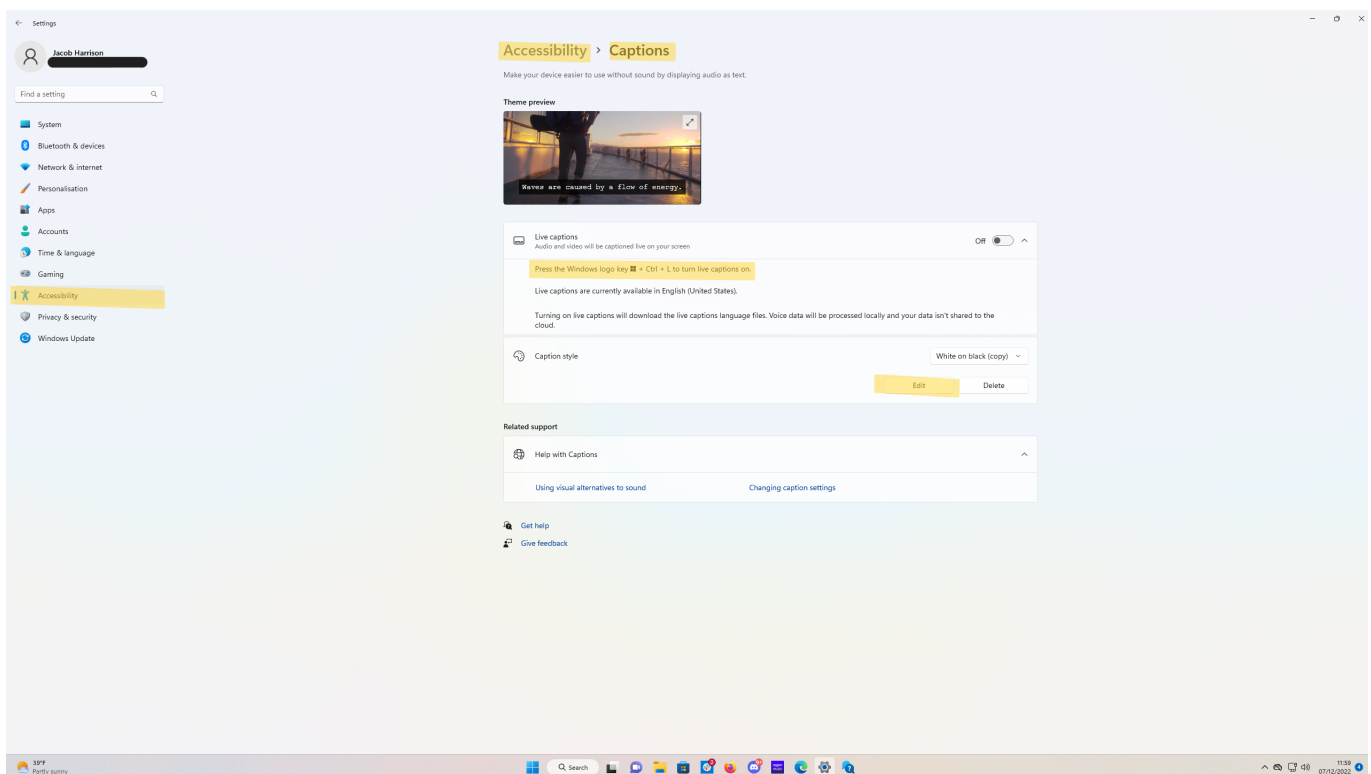
Accessibility Support

Windows User

Live Captions

Captions let you read the words spoken in the audio portion of a video, TV show, or movie. To define how the captions appear in Windows and some Windows apps, you can select one of the predefined caption options or customise an option to better suit your needs. Select (Start) > Settings > Accessibility > Captions.

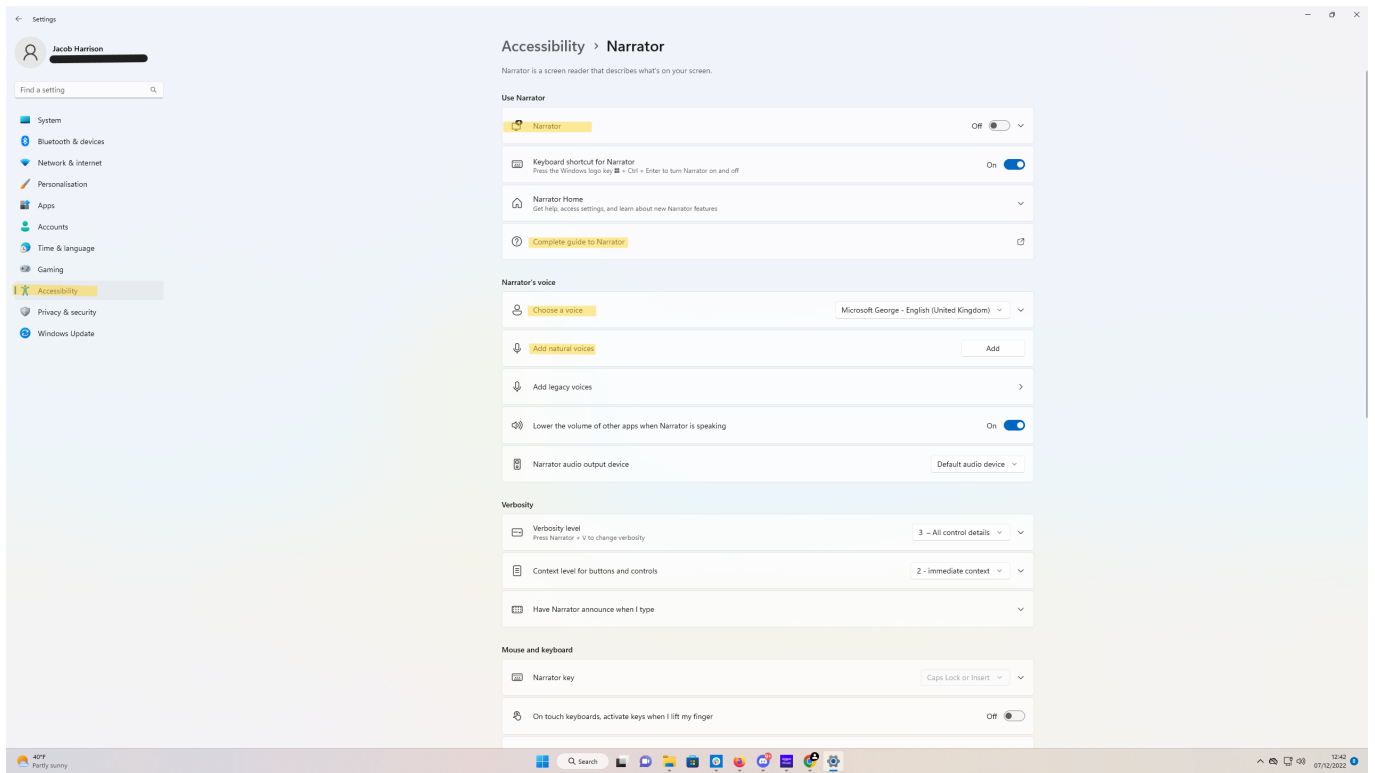
In Caption style, expand the menu, select one of the predefined options, and see how it appears in the preview. To customise the selected predefined option, select Edit and then modify the option details to your liking.



Screen reader

Narrator is a screen reader and text-to-speak tool that allows you to hear text and screen elements read aloud. Here's how to use this accessibility feature in Windows 10 and Windows 11.

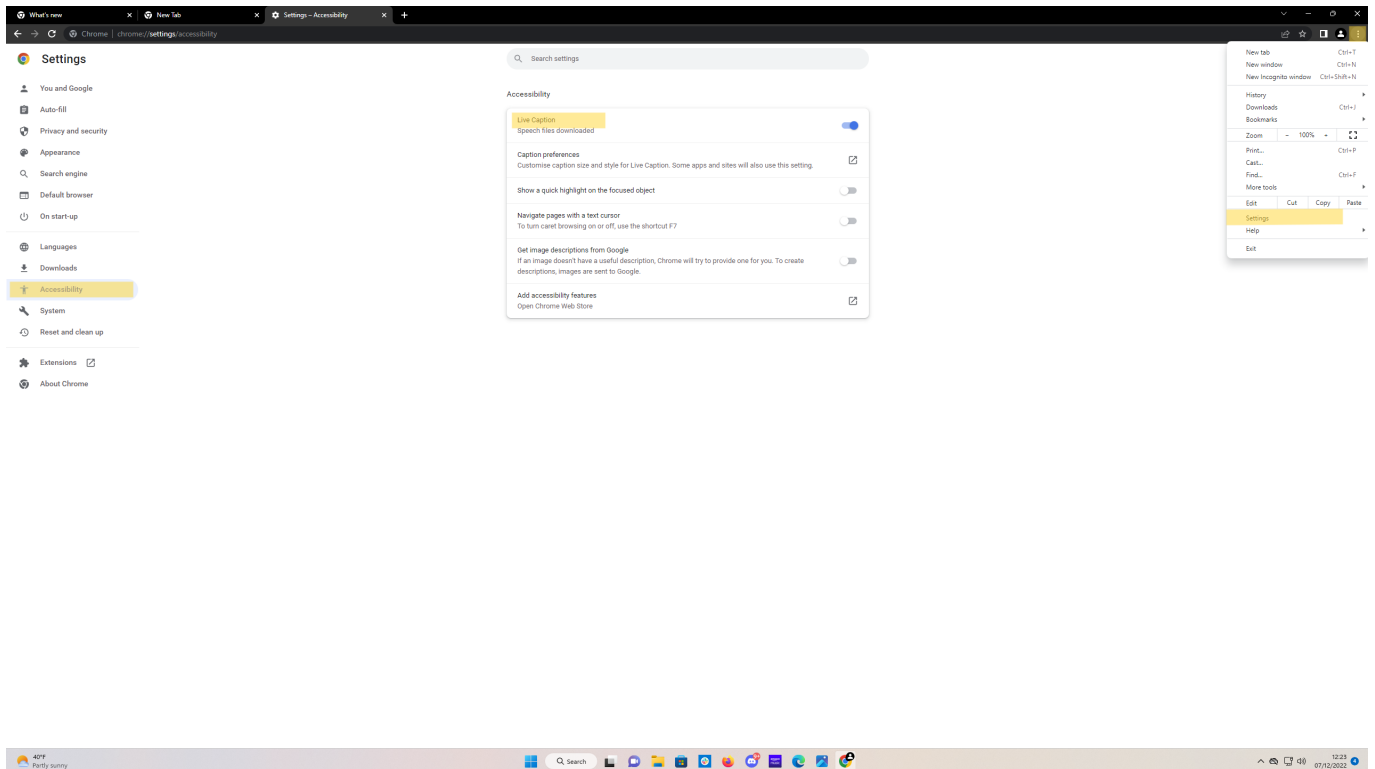
To use Narrator, you must first enable the feature. In Windows 10, go to Settings > Ease of Access > Narrator to view the Narrator pane. Turn on the Narrator button.



Google Chrome

Live Captions

Select (Three dots in the top right of the browser) > Accessibility > Live Captions. In Caption Preferences, expand the menu, select one of the predefined options, and see how it appears in the preview. To customise the selected predefined option, select Edit and then modify the option details to your liking.



Screen reader Extention

Screen reader Extention can be found [here](#) To use Read Aloud, navigate to the web page you want to read, then click the Read Aloud icon on the Chrome menu. In addition, the shortcut keys ALT-P, ALT-O, ALT-Comma, and ALT-Period can be used to Play/Pause, Stop, Rewind, and Forward. You may also select the text you want to read before activating the extension. Right-clicking on the selected text will provide you with yet another option to activate Read Aloud via the context menu.

To change the voice, reading speed, pitch, or enable text highlighting, go to the Options page either by right-clicking on the Read Aloud icon and choose Options or by clicking the Gear button on the extension popup (you'll need to stop playback to see the Gear button).

You may also choose to highlight the specific text want to be read aloud on pages that have lots of sections.



From:
<https://heartwoodteam.net/wiki/> - **Heartwood Team Wiki**

Permanent link:
https://heartwoodteam.net/wiki/doku.php?id=accessibility_support&rev=1762422367

Last update: **2025/11/06 10:46**

