

## Unit 12: Activity 5 – Monograph (Graded)

### Description of this assignment

One of our central aims at Heartwood is to help enable you to build a close understanding of and healing relationship with medicinal plants. Central to this is the concept that, alongside books and tutors, the plants themselves can become an integral part of the learning process, and will ultimately stand alongside you as a Native Healer and ally.

We would therefore like to propose that you invite a plant from our list, into your lives, to accompany you on your journey through this Foundation Course.

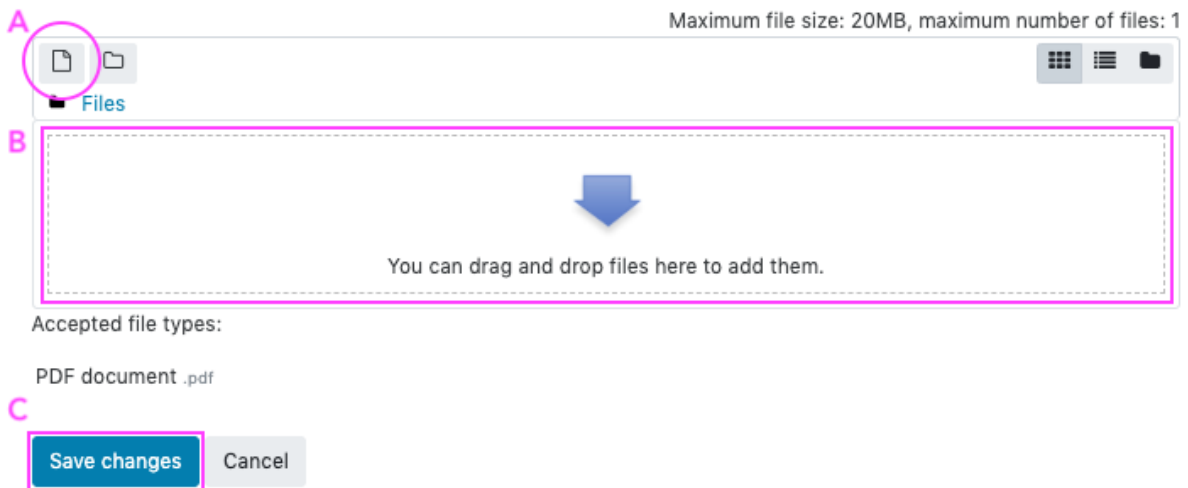
Please read the **Monograph Instructions** document carefully, and this provides information on what is expected from your monograph.

### By the end of this section you will

- Have followed your chosen plant through the year, gathering information about it as suggested **Monograph Instructions**
- Have used the suggestions made throughout the course to further study and interact with your plant, as well as using any ideas you've thought of yourself to make your Monograph unique!
- Have collated all your information and organised it into your own Monograph format, including references.


### Submission instructions

- To submit your assignment, please save your document, presentation or other file format as a PDF. Most word processor or editors have a 'Save as' or 'Export' option that will allow you to save as PDF. Alternatively, you could use an online PDF-creator such as the [PDF Forge](#) or this [PDF Creator](#).
- When you are ready to submit, click on the Add submission icon (A) and select your file using the Choose file option or simply drag and drop it into the space below as indicated (B).
- Click Save changes (C).



Once saved, you will see the uploaded document under the Submission status. **Note, at this point it is still in draft form and not yet submitted.** (This allows you to edit/remove the submission if you need to.) To complete the submission, click on **Submit assignment**.

#### Submission status

Attempt number	This is attempt 1.
Submission status	Draft (not submitted)
Grading status	Not graded
Due date	Thursday, 25 August 2022, 11:59 PM
Time remaining	16 days 15 hours
Last modified	Tuesday, 9 August 2022, 8:33 AM
File submissions	 xxxxxxxx.xxxxxx.xxxxxx.pdf + 9 August 2022, 8:33 AM <a href="#">Export to portfolio</a>
Submission comments	▶ Comments (0)

You can still make changes to your submission.

Once this assignment is submitted you will not be able to make any more changes.


It will ask you to **confirm your submission**.

#### Confirm submission

Are you sure you want to submit your work for grading? You will not be able to make any more changes.

Once confirmed, you will see your assignment as **Submitted for grading** in a green bar under the Submission status.

## Submission status

Attempt number	This is attempt 1.
Submission status	Submitted for grading
Grading status	Not graded
Due date	Thursday, 25 August 2022, 11:59 PM
Time remaining	16 days 15 hours
Last modified	Monday, 8 August 2022, 12:30 AM
File submissions	 .....pdf + 9 August 2022, 8:33 AM <a href="#">Export to portfolio</a>
Submission comments	<a href="#">Comments (0)</a>

**This completes your submission.**

## About this assignment

Please ensure that you follow the instructions above and read through the **Monograph Instructions** document. Well done for making it to the end of the Foundation Course! We look forward to reading your monographs.

## Assessment criteria

The assessment criteria for all FC assignments are on the [Heartwood Wiki](#) on the [Foundation Course Activities and Assessment Criteria](#) page.

## Word count

The word count for the monograph should be between **1,500-2,000** words for a good, basic monograph which includes all the standard monograph sections we have detailed previously and the monograph tasks that have been suggested through the course. Drawings, photos and other images are not counted within this word count.

However, students that enjoy exploring all aspects of their chosen plant may wish to exceed this word count by including sections about their individual experiences of, and relationship with their plant. These might include accounts of attempts to plant, grow and harvest your plant; a description of recipes and herbal products you've made; tastings; meditations; personal medicinal use etc. The absolute maximum is **3,000 words**.

You will not be penalised for choosing either option of word count for your monograph at Foundation Course level. (Note though, that for those planning to progress to the Professional Course word counts are more strict, so you won't have this leeway in future.)

**Please add your word count at the end of your assignment.**

## Copy and Paste?

Same advice as before – please don't copy from your sources of information – use your own words! For those of you who are intending to go forward to the professional course this is particularly important!

## Referencing

For this particular activity you can gather sources of information from wherever you would like to. We suggest text books, reference papers, or online sources. If you are using an online source don't forget to reference that source - It is always good practice to cite your sources. If you want to practice more formal APA referencing (which will be required in the professional course) we will be very happy to comment on this. Please see the [Heartwood APA Referencing Guide](#) for more information.

You can also find out the correct scientific name for each herb or plant, including the botanical taxonomist who assigned the name to the plant - for example Karl Linnaeus is abbreviated as L. after the scientific name for valerian - *Valeriana officinalis* L. Kew Gardens has an online resource where you can check the scientific name of a plant: <https://mpns.science.kew.org/mpns-portal/>.

## Purely doing this course for personal interest?

If you definitely do not plan to go on to the Professional Course in herbal medicine here or anywhere else, and you would like your feedback to be not overly technical, please put the letters "**NPC**" clearly at the end of your assignment. However, we do ask that you still reference the sources of your information, because this is good practice and avoids plagiarism: we will simply not require you to follow the [APA style](#).